

# Initial F™-Lapidus: single use sterile kits for plantar lapidus arthrodesis

## Kit content

Example : Kit LV1D - CQ4.0

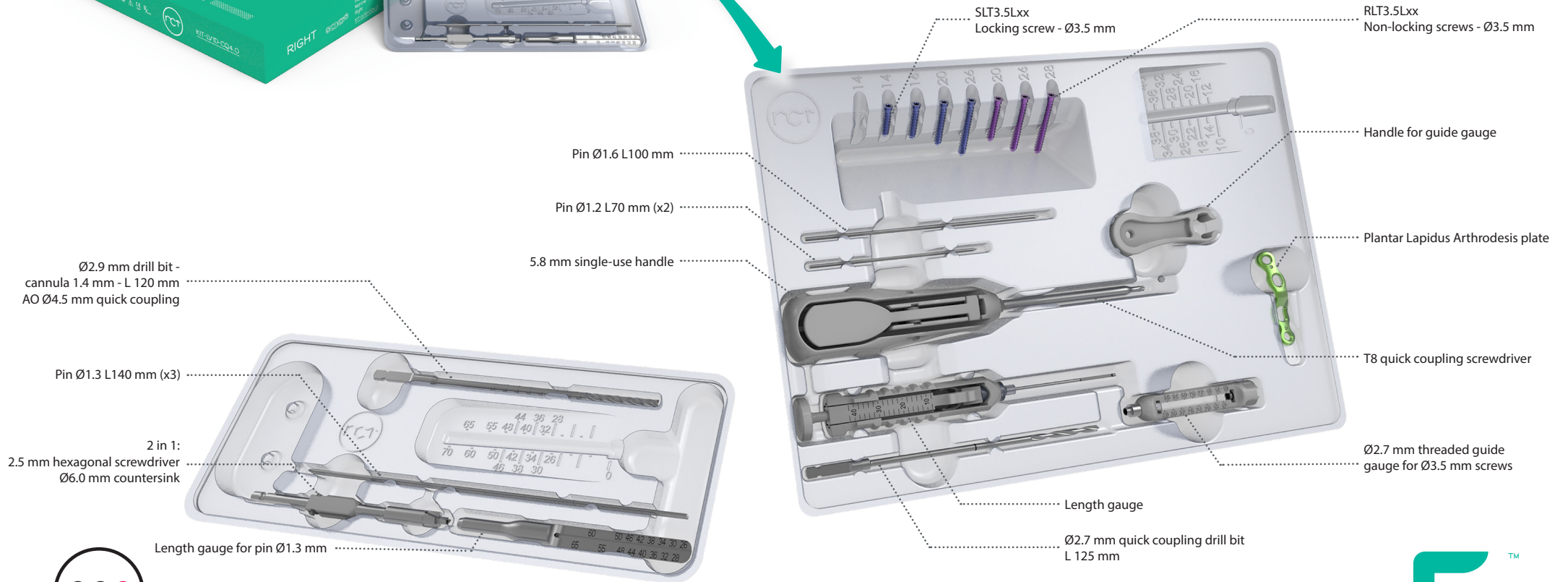


### Indications:

The implants of the Initial F™ Lapidus range are intended for arthrodeses, fractures and osteotomies fixation and revision surgeries of the foot in adults.

### Contraindications:

- Serious vascular deterioration, bone devitalization.
- Pregnancy.
- Acute or chronic local or systemic infections.
- Lack of musculo-cutaneous cover, severe vascular deficiency affecting the concerned area.
- Insufficient bone quality preventing a good fixation of the implants into the bone,
- Muscular deficit, neurological deficiency or behavioral disorders, which could submit the implant to abnormal mechanical strains.
- Allergy to one of the materials used or sensitivity to foreign bodies.
- Serious problems of non-compliance, mental or neurological disorders, failure to follow post-operative care recommendations.
- Unstable physical and/or mental condition.



NEWCLIP-TECHNICS



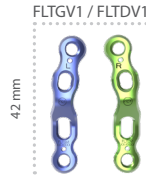
# Initial F™ Lapidus: single use sterile kits for plantar lapidus arthrodesis

## Initial F™ Lapidus - Kits references

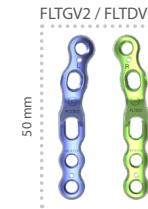
### > Kits content - Implants



Plantar Lapidus Arthrodesis plate  
Size 0 - Left or Right



Plantar Lapidus Arthrodesis plate  
Size 1 - Left or Right



Plantar Lapidus Arthrodesis plate  
Size 2 - Left or Right

KIT-LV0G-CQ4.0 or KIT-LV0D-CQ4.0*			
Lapidus Arthrodesis kit - Plantar plate - Size 0 – Left or Right			
Ref.	Description	Qty	
FLTxV0	Plantar Lapidus Arthrodesis plate - Size 0 - Left or Right	1	
RLT3.5L20	Non locking screw - Ø3.5 mm - L 20 mm	1	
RLT3.5L26	Non locking screw - Ø3.5 mm - L 26 mm	1	
RLT3.5L28	Non locking screw - Ø3.5 mm - L 28 mm	1	
SLT3.5L14	Locking screw - Ø3.5 mm - L14 mm	1	
SLT3.5L16	Locking screw - Ø3.5 mm - L16 mm	1	
SLT3.5L20	Locking screw - Ø3.5 mm - L20 mm	1	
SLT3.5L26	Locking screw - Ø3.5 mm - L26 mm	1	

KIT-LV1G-CQ4.0 or KIT-LV1D-CQ4.0*			
Lapidus Arthrodesis kit - Plantar plate - Size 1 – Left or Right			
Ref.	Description	Qty	
FLTxV1	Plantar Lapidus Arthrodesis plate - Size 1 - Left or Right	1	
RLT3.5L20	Non locking screw - Ø3.5 mm - L 20 mm	1	
RLT3.5L26	Non locking screw - Ø3.5 mm - L 26 mm	1	
RLT3.5L28	Non locking screw - Ø3.5 mm - L 28 mm	1	
SLT3.5L14	Locking screw - Ø3.5 mm - L14 mm	1	
SLT3.5L16	Locking screw - Ø3.5 mm - L16 mm	1	
SLT3.5L20	Locking screw - Ø3.5 mm - L20 mm	1	
SLT3.5L26	Locking screw - Ø3.5 mm - L26 mm	1	


KIT-LV2G-CQ4.0 or KIT-LV2D-CQ4.0*			
Lapidus Arthrodesis kit - Plantar plate - Size 2 – Left or Right			
Ref.	Description	Qty	
FLTxV2	Plantar Lapidus Arthrodesis plate - Size 2 - Left or Right	1	
RLT3.5L20	Non locking screw - Ø3.5 mm - L 20 mm	1	
RLT3.5L26	Non locking screw - Ø3.5 mm - L 26 mm	1	
RLT3.5L28	Non locking screw - Ø3.5 mm - L 28 mm	1	
SLT3.5L14	Locking screw - Ø3.5 mm - L14 mm	2	
SLT3.5L16	Locking screw - Ø3.5 mm - L16 mm	1	
SLT3.5L20	Locking screw - Ø3.5 mm - L20 mm	1	
SLT3.5L26	Locking screw - Ø3.5 mm - L26 mm	1	

### > Kits content - Instruments

STERILE INSTRUMENTATION FOR PLANTAR LAPIDUS PLATE	
Description	Qty
5.8 mm single use handle	1
Handle for guide gauge	1
Length gauge	1
Ø2.7 mm threaded guide gauge for Ø3.5 mm screws	1
Ø2.7 mm quick coupling drill bit - L 125 mm	1
T8 quick coupling screwdriver	1
Pin Ø1.6 L100 mm	1
Pin Ø1.2 L170 mm	2

STERILE INSTRUMENTATION FOR Ø4.0 MM CANNULATED SCREWS*	
Description	Qty
Length gauge for pin Ø1.3 mm	1
2 in 1: 2.5 mm hexagonal screwdriver - Ø6.0 mm countersink	1
Ø2.9 mm drill bit - cannula 1.4 mm - L 120 mm - AO Ø4.5 mm quick coupling	1
Pin Ø1.3 L140 mm	3

\* The Ø4.0 mm cannulated headed screws (Ref. H1.4QT4.0xxL-STI) are available in supplemental sterile screw caddy. The available range is from 26 mm to 48 mm with an incremental of 2 mm.



### > Additional instrumentation kits

INITIAL F™ - LAPIDUS STERILE TEMPLATES	
Ref.	Description
ANC958	FLTDVx and FLTGVx templates

### > Removal and Rescue kits

INITIAL F™ - REMOVAL AND RESCUE KITS	
Ref.	Description
KIT-RESCUE-6	Rescue kit for Initial F lapidus
KIT-REMOVE-2	Removal kit for T8 hexalobe



NEWCLIP TECHNICS  
PA de la Lande Saint Martin - 45 rue des Garotières  
44115 Haute Goulaine (France)  
Tél. : +33 (0)2 28 21 23 25 - Fax : +33 (0)2 40 63 68 37  
orders@newcliptechnics.com  
www.newcliptechnics.com

NEWCLIP USA  
642 Larkfield Center  
Santa Rosa CA 95403, USA  
Phone : + 1 707 230 5078  
customerservice@newclipusa.com  
www.newclipusa.com

NEWCLIP TECHNICS GmbH  
Wankelstraße 1B,  
D-86391 Stadtbergen, Deutschland  
Phone : +49 (0)821 650 749 40  
info@newclipgmbh.com  
www.newclipgmbh.de

NEWCLIP TECHNICS Australia  
Forest Central Business Park  
Building 10 Level 1, 49 Frenchs Forest  
Rd, Frenchs Forest, 2086, Australia  
Phone: +61 (0)2 81 886 110  
solutions@newclipaustralia.com  
www.newcliptechnics.com

The information presented in this brochure is intended to demonstrate a Newclip Technics product. Always refer to the package insert, product label and/or user instructions before using any Newclip Technics product. Surgeons must always rely on their own clinical judgment when deciding which products and techniques to use with their patients. Products may not be available in all markets. Product availability is subject to the regulatory or medical practices that govern individual markets. Please contact your Newclip Technics representative if you have questions about the availability of Newclip Technics products in your area.